



MODULAR BUNGEE SHROUD

FITS BALLISTIC AND NON-BALLISTIC HELMETS

FITS STANDARD
ARMY MOUNT ARM
#A3256368



Fits any standard MARSOC / WARCOM 3-hole NVG mount pattern

COLOR

TAN
499



GREEN



BLACK

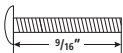


URBAN
GRAY

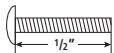


HELMET VERSION / RELATED HARDWARE

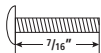
FAST XP/ST, SENTRY XP/ST & ACH
4-40 Phillips $\frac{9}{16}$ "



FAST MT
4-40 Phillips $\frac{1}{2}$ "



FAST SF
4-40 Phillips $\frac{7}{16}$ "



FAST CARBON
4-40 Phillips $\frac{9}{16}$ "



INSTALLATION INSTRUCTIONS

The Modular Bungee Shroud is compatible with Ops-Core's ballistic and non-ballistic helmets and ACH helmets with the 3-hole mount pattern. Corresponding hardware is included for different helmet versions. See front of card to confirm proper screw selection.

1 ATTACH SHROUD TO HELMET

Align the Modular Bungee Shroud with the existing 3-hole pattern on the front of your helmet. Insert a T-nut through the shroud's top hole from the front (outside) of the helmet shell and use your fingers to loosely attach a screw from the inside of the helmet shell. Repeat for the remaining 2 holes.



2 ATTACH NVG MOUNT ARM / APPLY FOAM BACKER

Align the mount arm with the Modular Bungee Shroud and push until the mount is secure. If there is any vibration or wiggle between the shroud and mount arm, remove the mount arm and apply the provided foam backer to the NVG mount arm. Reattach the NVG mount arm and check for a secure fit.



3 ATTACH BUNGEEES TO NVG

Attach the carabiners to the lanyard retention holes on your NVG. If the carabiners do not fit through the lanyard retention holes, attach the provided split rings to the lanyard retention holes and attach the carabiner to those.

NVGs Attached
Without Split Rings



Split Rings

NVGs Attached
With Split Rings



ADDITIONAL ATTACHMENTS:

The attachment plate on the Modular Bungee Shroud can be easily uninstalled and replaced with attachment plates for other applications. For more information on the different attachment plates, please visit www.ops-core.com.



OPS-CORE, INC.
Marine Industrial Park
12 Channel Street
Boston, MA 02210

Tel: 617.670.3547
Fax: 617.670.3581

Or visit our website
at www.ops-core.com