

GENTEX[®]

USER MANUAL

Low Profile Custom Communication Earplugs

PIN: 05-016020



INSIDE:

Product Description	2
Identification	2
Before Proceeding	3
Earplug Insertion	4
Acclimation	4
Non-Comm Operations ..	5
CE Marking	5
Replacement Parts	6
Warning	6
Caution	7
Attenuation	8
Contact	8

CE EN 352

Low Profile Custom Communication Earplugs

The Gentex Low Profile Custom Communication Earplugs are a custom earplug alternative to the standard generic foam and plastic tips used on Aegisound Communication Earplugs (also compatible with CEP C15 communication earplugs sold separately by Communication & Ear Protection, Inc.). Using deep-ear impressions of the user's ear, Gentex Corporation manufactures custom earplugs that offer a blend between comfort and extreme noise attenuation.

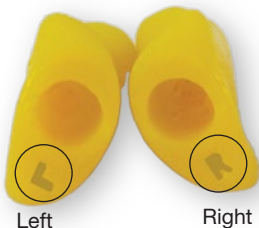
Features:

- Consistent earplug insertion
- New impressions are not required for replacement earplugs
- Easy cleaning using a mild soap and water solution
- Mating communications harness may be aligned to the earplug in any orientation, allowing the user to route the cable as preferred

Identification

The left and right earplug tips are identified by an engraved "L" and "R" respectively.

Each earplug is also engraved with a five digit serial number for traceability. The five digit serial number should be used when reordering earplugs from Gentex Corporation.



Before Usage

Always evaluate the adequacy of your protective gear before entering hazardous environments.

The wearer should ensure that:

- The earplugs are fitted and maintained in accordance with the manufacturer's instructions (improper fit of this device will reduce its effectiveness in attenuating noise)
- The earplugs have been inspected for serviceability
- The earplugs are worn at all times in noisy surroundings

The use of any hearing protective device will not guarantee adequate protection for hearing loss for all persons under all circumstances. Consult your physician frequently when being exposed to high noise levels. If exposure to high noise levels occurs during employment activities, consult your employer regularly as well.

US Federal Law requires the following additional statements:

The level of noise entering a person's ear, when hearing protector is worn as directed, is closely approximated by the difference between the A-weighted environmental noise level and the Noise Reduction Rating (NRR).

Example:

1. The environmental noise level as measured at the ear is 92 dB(A)
2. The NRR is 27 decibels (dB)
3. The level of noise entering the ear is approximately equal to 65 dB(A)

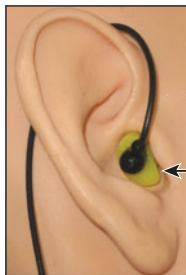
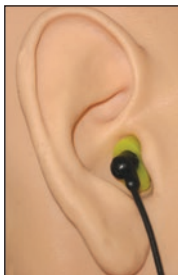
Caution:

For noise environments dominated by frequencies below 500 Hz the C-weighted environmental noise level should be used.

Although hearing protectors can be recommended for protection against the harmful effects of impulsive noise, the NRR is based on the attenuation of continuous noise and may not be an accurate indicator of the protection attainable against impulsive noise such as gunfire.

Earplug Insertion

- Improper fit of this device will reduce its effectiveness in attenuating noise, consult the enclosed instructions for proper fit
- Inspect the earplugs before each use (the earplugs should be free of debris, tears, and other physical damage)
- Inspect Communications Earplugs and attachment to earplug (the Communications Earplug housing is properly mated to the earplug when it cannot be pushed into the earplug any further)
- Lubricate earplugs with water or Aegisound Ear Gel along the earplug canal, if preferred
- Gently insert the tip of the earplug into ear canal with the “R” (right ear) or “L” (left ear) at the bottom of the ear canal, facing downward
- Push earplug in until the earplug is fully seated (there should not be gaps between the earplug and the perimeter of the ear canal, as shown below)
- The Communications Earplug housing can be rotated to orient the cable straight down or over the ear



Letter
Pointing
Down

Acclimating to Custom Earplugs

- Begin by wearing earplugs for one hour at a time for the first several days
- Once acclimated to your earplugs, increase the wear time until they are comfortable for longer durations
- Wearing custom earplugs for long periods of time might require an adjustment period

Non-Communication Operation

In order to allow for the most utility of the LPCCE earplugs, each set of earplugs is provided with a Custom Earplug Tether which allows for a non-communications, passive hearing protection mode of operation. The Custom Earplug Tether is inserted into the opening in the back of the earplug until it bottoms out and the back surface is flush with the back of the earplug. The Custom Earplug Tether has a small barb to enhance retention with the earplug, but can be easily removed when use with communications earplugs is required.



CE Marking

Compliant with EN 352-2:2002

Notified Body:

SAI Global Assurance Services Ltd. (Notified Body: 2056)

Partis House, Ground Floor

Davy Avenue; Knowlhill

Milton Keynes MK5 8HJ; United Kingdom

CE Attenuation (Tested with Passive Tether to EN 24869-1)

Frequency (Hz)	125	250	500	1000	2000	4000	8000
Mean (dB)	38.5	35.8	42.4	38.1	38.8	32.9	40.2
Stand. Dev. (dB)	4.2	3.7	2.6	3.9	3.6	4.4	4.0
APV (dB)	34.3	32.1	39.8	34.2	35.2	28.5	36.2

SNR=34 dB H=32 dB M=34 dB L= 34 dB

Replacement Parts

To reorder, please contact Gentex Corporation at (603) 657-1200 or visit our website at www.gentexcorp.com/aegisound.

Please refer to the following part numbers when ordering

Part Number	Description
05-016020	LPCCE Set (Includes Tether)
05-016038	Custom Earplug Tether

NOTE: Please provide earplug serial number, name, and four digit identifier when reordering LPCCE earplugs.

Warnings



Custom earplugs are custom made to fit your ear. They will not work for anyone else's ear. Attempting to use custom earplugs that are not your own, may result in damage to the ear canal, and hearing loss because the user would not be properly protected.



Failure to comply with general safety precautions violates the safety intent of this product and may result in bodily harm or damage to the product. Gentex Corporation claims no liability for damage or injury resulting from a failure to comply with the safety precautions outlined in this manual.



This product may be adversely affected by certain chemical substances. Further information should be sought from the manufacturer.



The earplugs should not be used where there is a risk that the connecting cord could be caught up during use.



The protection afforded by the LPCCEs will be severely impaired if:

- The earplugs are not fitted and maintained in accordance with the manufacturer's instructions
- The earplugs are not regularly inspected for serviceability
- The earplugs are not worn at all times in noisy surroundings

Caution



Inserting or removing earplugs too quickly might result in air pressure or suction against the eardrum, causing temporary pain. Earplugs should be inserted or removed slowly with a twisting motion to prevent excess pressure buildup. Gently moving the earplug while opening the jaw fully might remove excess pressure buildup.



Prolonged use of earplugs (exceeding several hours) might result in temporary soreness near the ear canal. Use of earplugs might reduce the risk of this irritation when compared to expandable foam type plugs. The use of ear plugs might require a “break-in” period to accustom the ear canal to the presence of the earplug.



In order to ensure maximum performance, the ear canal should be clean and free of excess ear wax and debris before inserting earplugs. Long term usage of earplugs could result in the buildup of ear wax within the ear. In the event that ear wax or debris becomes impacted in the ear canal, seek medical consultation.



When not in use, store earplugs in original container. Surfaces that have been dyed should be avoided to prevent the possibility of having the dye transfer onto the earplugs. Plug surfaces should remain clean and free of other contaminants that could cause irritation of the ear canal such as sand and grit.



Earplugs should be cleaned periodically in warm, soapy water to prevent buildup of dirt and bacteria. Ear inflammation, otitis externa, or other infection could result from the use of dirty ear plugs. In the event of pain or discharge from the ear canal, seek medical consultation.



Earplugs are made from an immunologically inert material and allergic reactions are rare. In the event an allergic reaction is suspected, discontinue use and seek medical consultation.

LPCCE with Passive Tether tested to ANSI S3.19-1974

Frequency (Hz)	125	250	500	1000	2000	3150	4000	6300	8000
Mean (dB)	36.9	34.4	40.4	36.8	39.9	35.5	30.9	39.8	45.2
Stand. Dev. (dB)	3.7	3.6	3.4	2.9	3.3	4.0	3.8	3.7	4.1
Mean-2SD (dB)	29.5	27.2	33.6	31.0	33.3	27.5	23.3	32.4	37.0

**Noise
Reduction
Rating**

27 DECIBELS

(WHEN USED AS DIRECTED)

THE RANGE OF NOISE REDUCTION RATINGS FOR EXISTING HEARING PROTECTORS IS APPROXIMATELY 0 TO 30 (HIGHER NUMBERS DENOTE GREATER EFFECTIVENESS).

Gentex Corporation
Manchester, New Hampshire

LPCCE with
Passive Tether

Federal law prohibits
removal of this label
prior to purchase



Label Required by U.S. EPA
regulation 40 CFR part 211,
subpart B

GENTEX[®]
CORPORATION

Gentex Corporation
645 Harvey Road, Suite 102
Manchester, NH 03103 USA

(603) 657-1200
sales@gentexcorp.com

